

What do you know now that you did not know before?

What elements of STEM were in this adventure? Science?
Technology? Engineering? Mathematics?

What did you like about this adventure? What did you not like?
How would you do this adventure differently?

AROUND THE POND

A Beaver Tale



The members of Porcupine Lodge are excited to go on a **Habitat Hike** today to explore Around the Pond. Before getting started, it's important to make sure they have everything they need to stay safe on this adventure.

Follow along with this story to come up with your own great STEM adventure to explore the world around you.



Look for ideas and tips on each page to help you plan your adventure. Just like the Porcupine Lodge, keep an eye out for different animals and homes as you read this book. How many can you spot?

Tic Tac challenged all of the Beavers to keep track of everything they could see, hear and feel.






I hear a bird
in a tree.

The ground is
squishy under
my feet.

Look!
The geese are
flying in a "V"!

To start exploring how you can observe the world around you, why not try:

-  **Do You See What I See?**
-  **What's That Sound?**
-  **Barefoot Walk**

Trying to be very observant of everything around them, the Beavers still had a hard time finding any animals.



Where are all the animals?



I see a nest!
But I don't think there's anyone home.



Maybe the animals have superpowers that make them invisible!



Imagine you are a wild animal hiding in the forest in a game of **Camouflage**.



Using their new keen sense of observation, the Beavers were very curious about something else they found on the trail. They started noticing more and more animal homes — both animal and human-made.



Are you ready to play **Marco Polo** with your whole Colony? 📅

Here's how to play:

The Beaver Scout who is 'it' needs to call "Marco!" to the other Beavers. They answer with "Polo!" to help him or her tag another Beaver – then the tagged Beaver is 'it'. How can you stay safe if your eyes are closed in the forest?

Want to know more about echolocation? Try the **Echolocation** challenge 📅 with a friend.

Farther down the trail, the Beavers found a Scout Patrol knocking on fallen logs.



What are you doing?



We're trying to find worms for fishing – we're going to dissect a fish!

The soft logs will be dead inside, and have more worms.

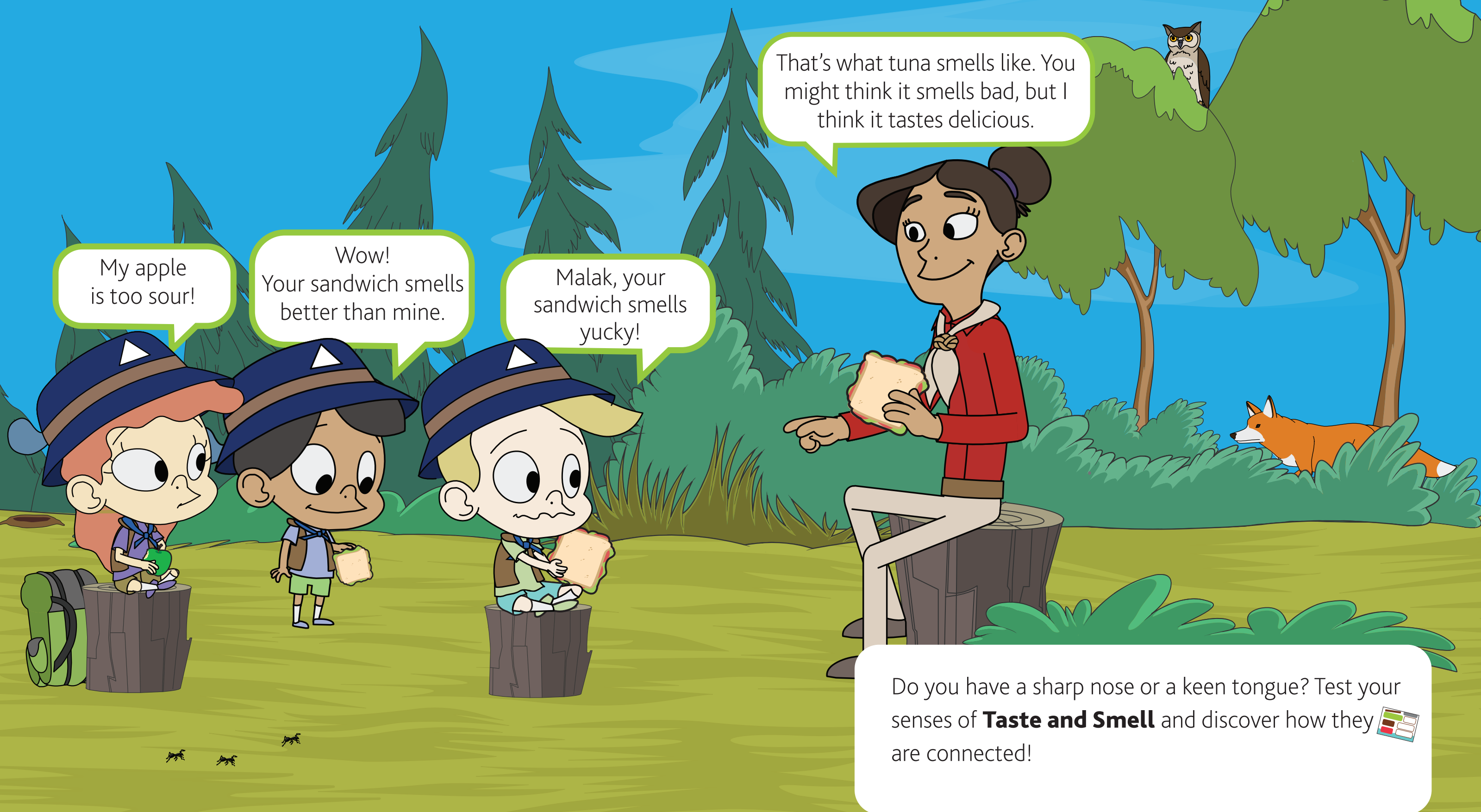
This is gross!

This log is really hard.

Why is it crumbling?

What information can you collect using only your sense of touch?
Help your friends find out **What's in the bag?** 
Or, get to know a nearby tree while wearing a blindfold, and then try to **Find Your Tree** again later. 

When the Beavers stopped to eat, they compared their lunches.



My apple is too sour!

Wow! Your sandwich smells better than mine.

Malak, your sandwich smells yucky!

That's what tuna smells like. You might think it smells bad, but I think it tastes delicious.

Do you have a sharp nose or a keen tongue? Test your senses of **Taste and Smell** and discover how they are connected!



At the end of their hike, the Beavers used their five senses to explore their own piece of ground. Everyone kept track of what they found, and then compared their squares.



I only saw
a lot of grass.

Did you look under
the rocks? I found
six worms!

I found an ant hill! There
were ants everywhere.

There was a snake hole at
the bottom of the tree.

You would be surprised what you can find in a small area. Take your own **Tiny Habitat Survey** in an outdoor space near your meeting area. Compare your square with another Beaver's.

On their hike, the Beavers learned a lot about where animals live and why they live there. They went back to their Pond with more great questions to guide their next adventures.



After exploring your senses and different animal habitats and shelters, put what you have learned into action with one of these adventures:

Animal Designer, Build a Dam, Habitat Builder 